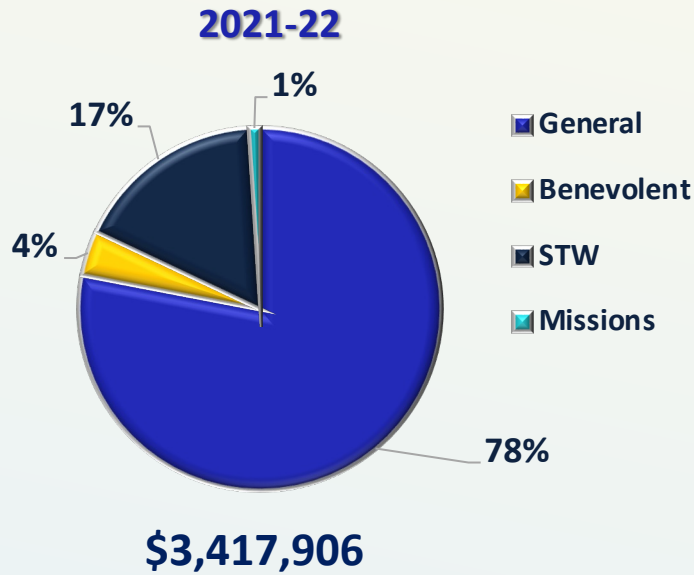
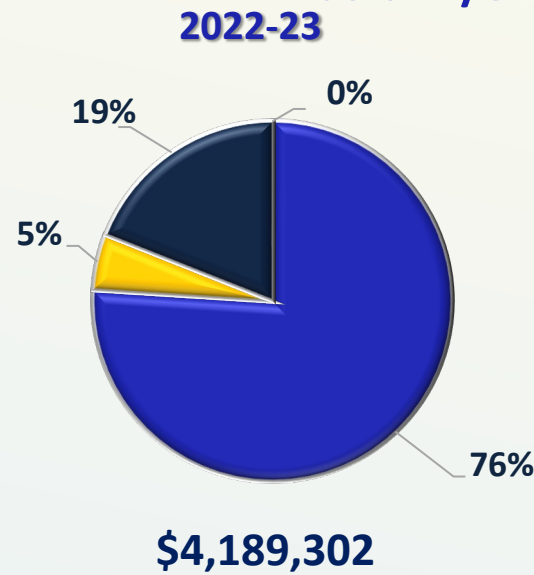


Giving By Fund 2021-22 and 2022-23



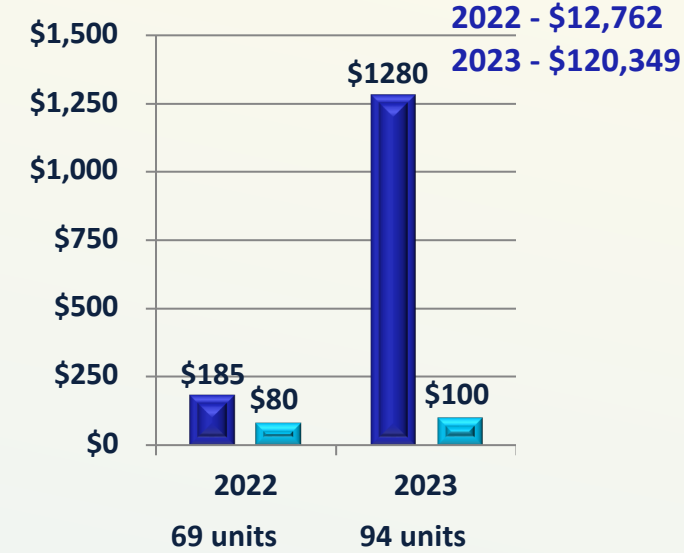
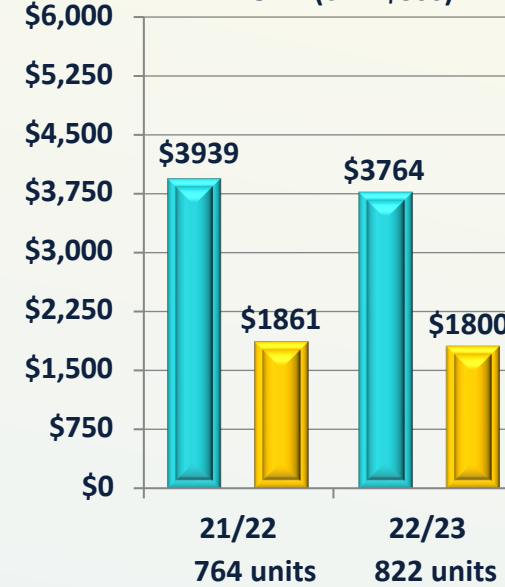
Financial Dashboard as of 1/31/23



Giving Unit Data (year over year)

AVERAGE & MEDIAN GF GIVING/GIVING UNIT (OVER \$500)

AVERAGE & MEDIAN STW GIVING/GIVING UNIT CALENDAR YEAR



Designated/Restricted Funds (>\$25,000)	Distributed YTD	Current Balance
Community Compassion Fund	\$184,944	\$363,495
Memorial Fund	\$15,838	\$75,478
Servant Auction	--	\$103,346
Serve the World	\$752,099	\$191,038
Next Campus	\$206,053	\$166,666

5 months ending 1/31/23 GF (\$ in thousands)	2022-23 Budget	2022-23 Actual
❖ Revenue	\$2,913	\$3,197
❖ Expenses	\$2,637	\$2,577
▪ Care Ministries	\$48	\$46
▪ Equipping Ministries	\$387	\$384
▪ Facilities	\$384	\$430
▪ Missions	\$230	\$216
▪ Operations	\$928	\$918
▪ Student & Kid's Ministries	\$216	\$193
▪ Worship	\$174	\$123
▪ Mill Creek	\$170	\$186
▪ North Aurora	\$100	\$81