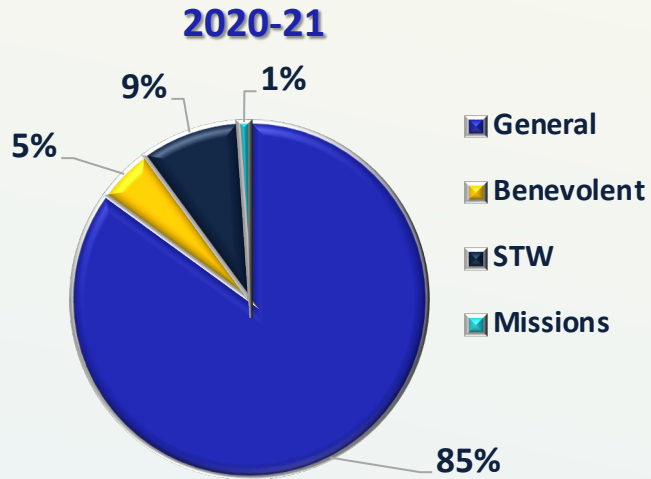
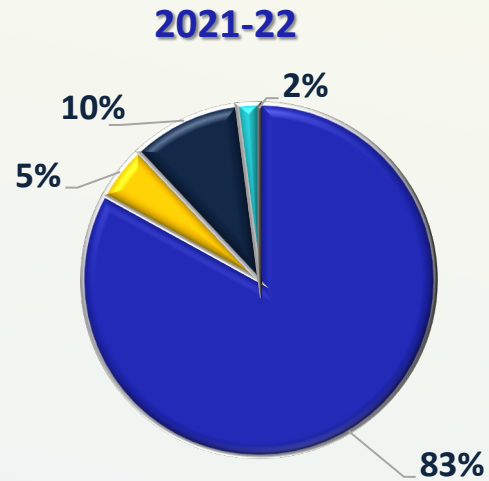


## Giving By Fund 2020-21 and 2021-22



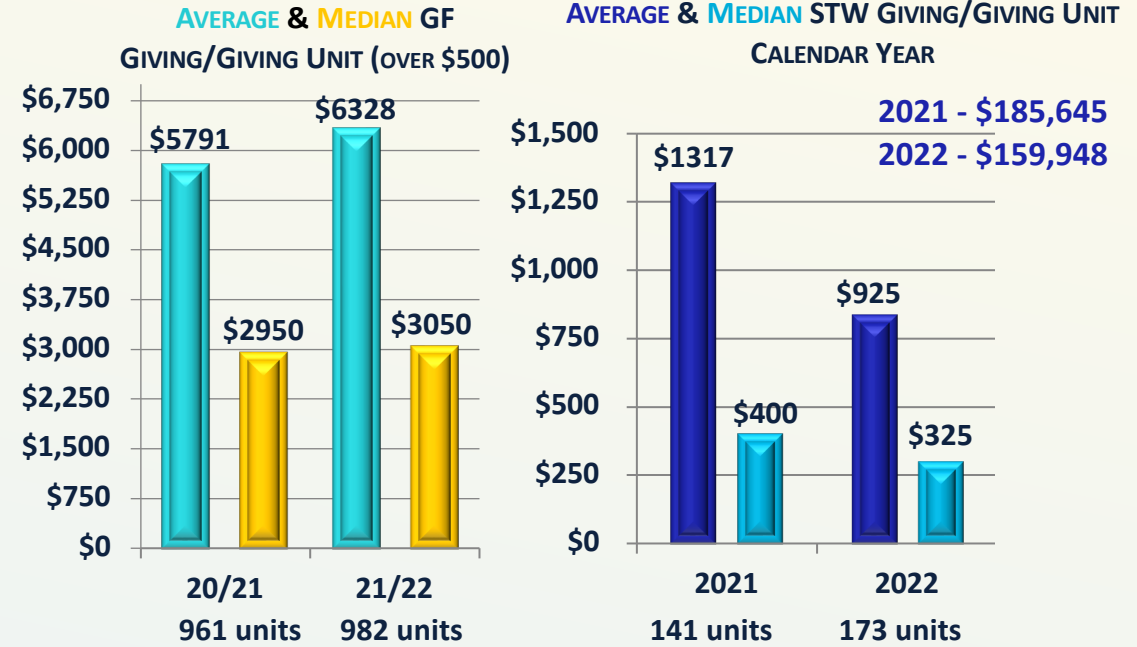
**\$6,670,214**

## Financial Dashboard as of 8/31/22



**\$7,596,612**

## Giving Unit Data (year over year)



Designated/Restricted Funds (>\$25,000)	Distributed YTD	Current Balance
Community Compassion Fund	\$337,957	\$361,302
Memorial Fund	\$11,730	\$89,751
Servant Auction	\$10,011	\$101,746
Serve the World	\$749,325	\$120,344
Neighborhood Church Multiplication	\$206,053	\$125,000

12 months ending 8/31/22 GF (\$ in thousands)	2021-22 Budget	2021-22 Actual
❖ Revenue	\$6,000	\$6,329
❖ Expenses	\$5,926	\$5,895
▪ Care Ministries	\$81	\$88
▪ Equipping Ministries	\$947	\$868
▪ Facilities	\$967	\$1,026
▪ Missions	\$524	\$514
▪ Operations	\$2,133	\$2,076
▪ Student & Kids Ministries	\$479	\$487
▪ Worship	\$308	\$264
▪ Mill Creek	\$328	\$349
▪ North Aurora	\$159	\$223