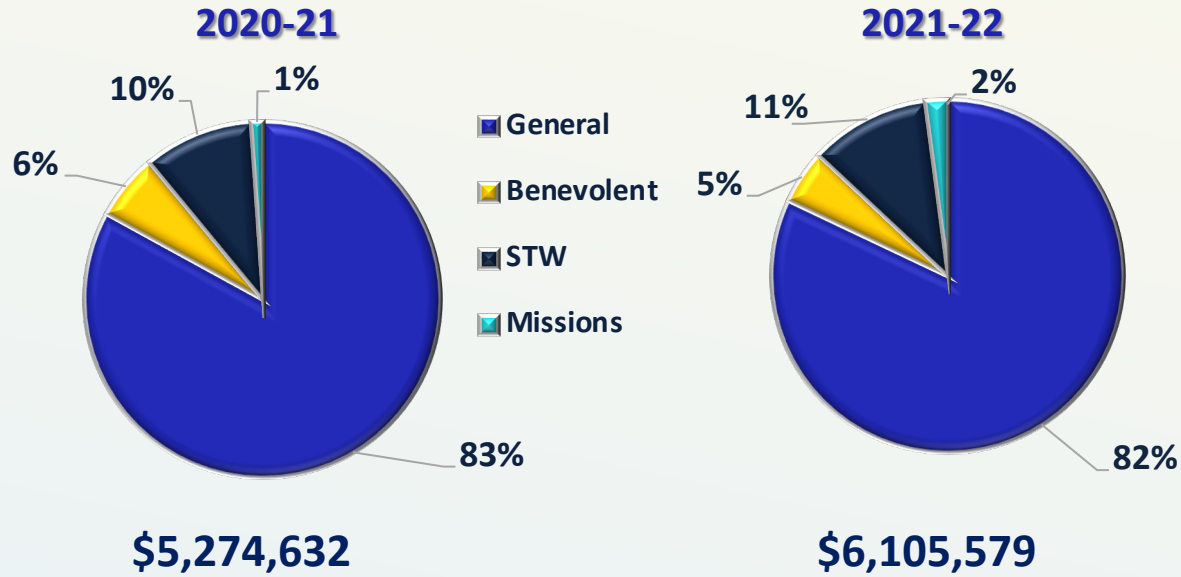

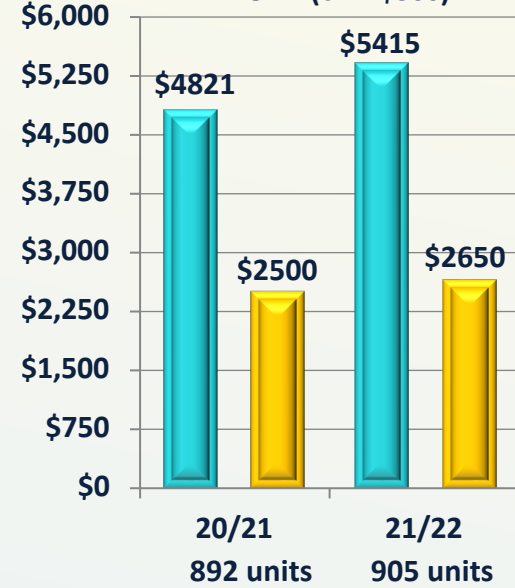


### Giving By Fund 2020-21 and 2021-22



### Financial Dashboard as of 5/31/22

AVERAGE & MEDIAN GF GIVING/GIVING UNIT (OVER \$500)      AVERAGE & MEDIAN STW GIVING/GIVING UNIT



Designated/Restricted Funds (>\$25,000)	Distributed YTD	Current Balance
Community Compassion Fund	\$262,985	\$350,473
Memorial Fund	\$8,319	\$105,913
Servant Auction	\$8,956	\$102,476
Serve the World	\$575,150	\$229,134
Neighborhood Church Multiplication	\$206,053	\$93,750

9 months ending 5/31/22 GF (\$ in thousands)	2021-22 Budget	2021-22 Actual
❖ Revenue	\$4081	\$5035
❖ Expenses	\$3993	\$4428
▪ Care Ministries	\$54	\$69
▪ Equipping Ministries	\$623	\$640
▪ Facilities	\$630	\$750
▪ Missions	\$376	\$387
▪ Operations	\$1439	\$1594
▪ Student & Kids Ministries	\$328	\$340
▪ Worship	\$216	\$204
▪ Mill Creek	\$216	\$278
▪ North Aurora	\$111	\$166