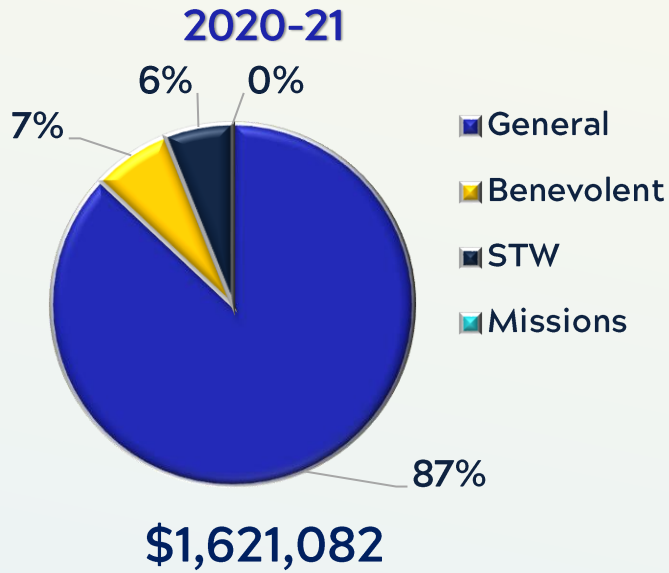
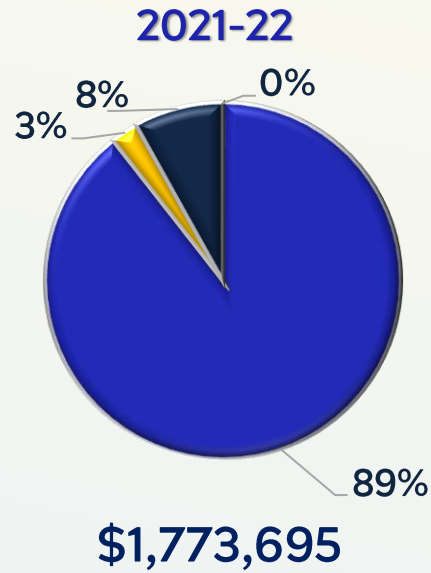


Giving By Fund 2019-20 and 2020-21

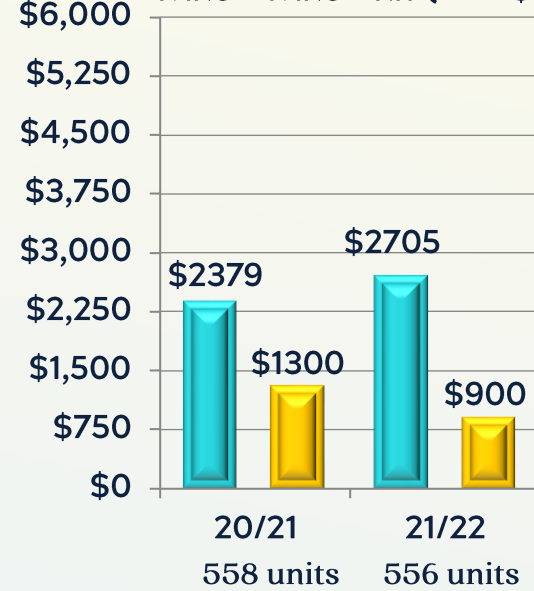


Financial Dashboard as of 11/30/21

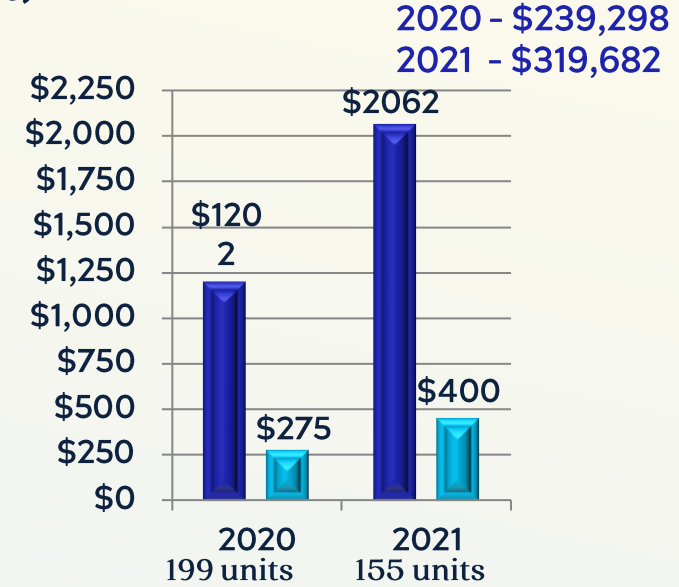


Giving Unit Data (year over year)

AVERAGE & MEDIAN GF
GIVING/GIVING UNIT (OVER \$500)



AVERAGE & MEDIAN STW GIVING/GIVING
UNIT CALENDAR YEAR



Designated/Restricted Funds (>\$25,000)	Distributed YTD	Current Balance
Community Compassion Fund	\$82,230	\$311,414
Memorial Fund	-	\$111,482
Servant/Pie Auction	-	\$92,045
Serve the World	\$94,000	\$167,011
Neighborhood Church Multiplication	\$206,053	\$31,250

3 months ending 11/30/21 GF (\$ in thousands)	2021-22 Budget	2021-22 Actual
❖ Revenue	\$1532	\$1577
❖ Expenses	\$1447	\$1421
▪ Care Ministries	\$20	\$23
▪ Equipping Ministries	\$225	\$199
▪ Facilities	\$219	\$239
▪ Missions	\$131	\$112
▪ Operations	\$522	\$488
▪ Student & Kid's Ministries	\$109	\$133
▪ Worship	\$89	\$88
▪ Mill Creek	\$82	\$96
▪ North Aurora	\$50	\$43