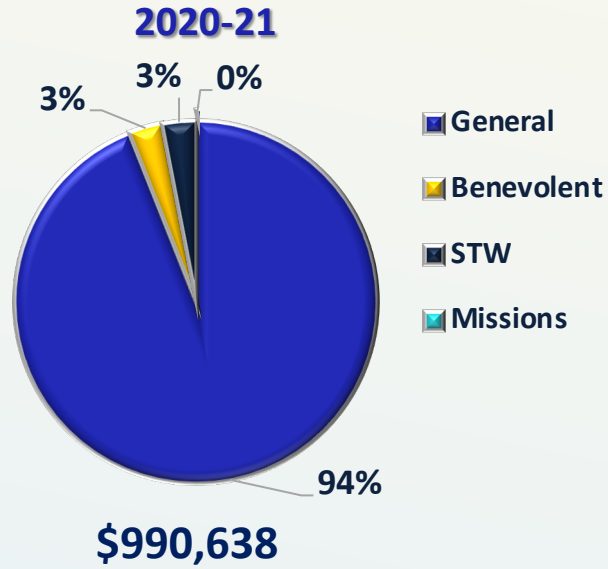
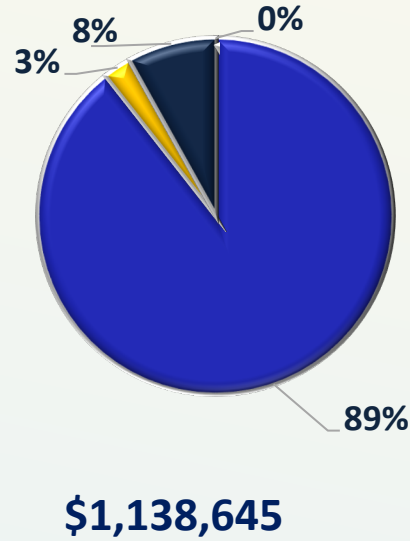


Giving By Fund 2019-20 and 2020-21

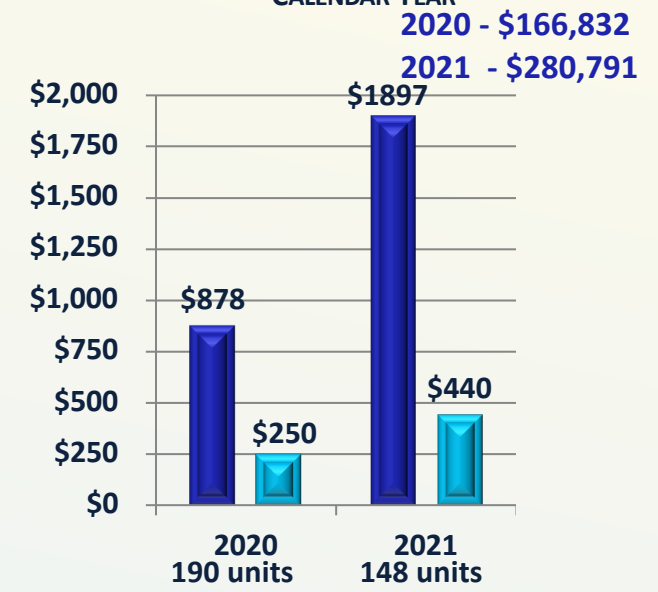
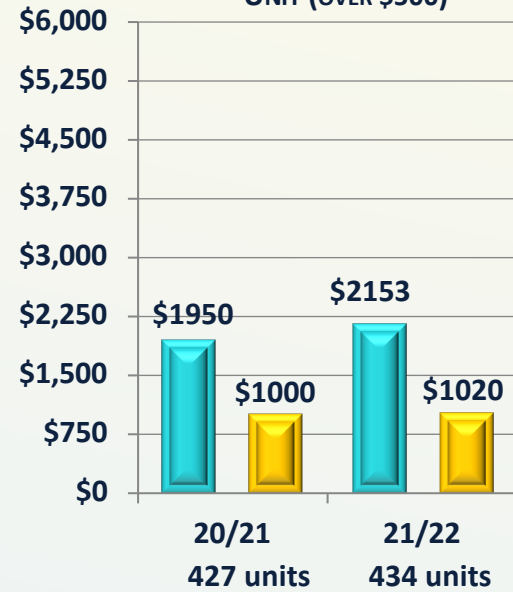


Financial Dashboard 2021-22 as of 10/31/21



Giving Unit Data (year over year)

AVERAGE & MEDIAN GF GIVING/GIVING UNIT (OVER \$500) AVERAGE & MEDIAN STW GIVING/GIVING UNIT



Designated/Restricted Funds (>\$25,000)	Distributed YTD	Current Balance
Community Compassion Fund	\$33,868	\$316,911
Memorial Fund	-	\$108,782
Servant/Pie Auction	-	\$92,045
Serve the World	\$94,000	\$127,859
4 th Campus	\$206,053	\$30,078

2 months ending 10/31/21 GF (\$ in thousands)	2021-22 Budget	2021-22 Actual
❖ Revenue	\$997	\$1,012
❖ Expenses	\$939	\$865
▪ Care Ministries	\$14	\$15
▪ Equipping Ministries	\$144	\$114
▪ Facilities	\$140	\$143
▪ Missions	\$94	\$74
▪ Operations	\$350	\$318
▪ Student & Kid's Ministries	\$71	\$78
▪ Worship	\$51	\$41
▪ Mill Creek	\$49	\$55
▪ North Aurora	\$26	\$27